

2016 Osteopathic Medical Profession Report

Doctors of Osteopathic Medicine, or DOs, focus on prevention, partnering with patients to help them get healthy and stay well.

DOs are one of two types of fully licensed physicians in the United States. DOs practice in every medical specialty, applying the patient-centered philosophy to treat the person inside the patient.

102,137*

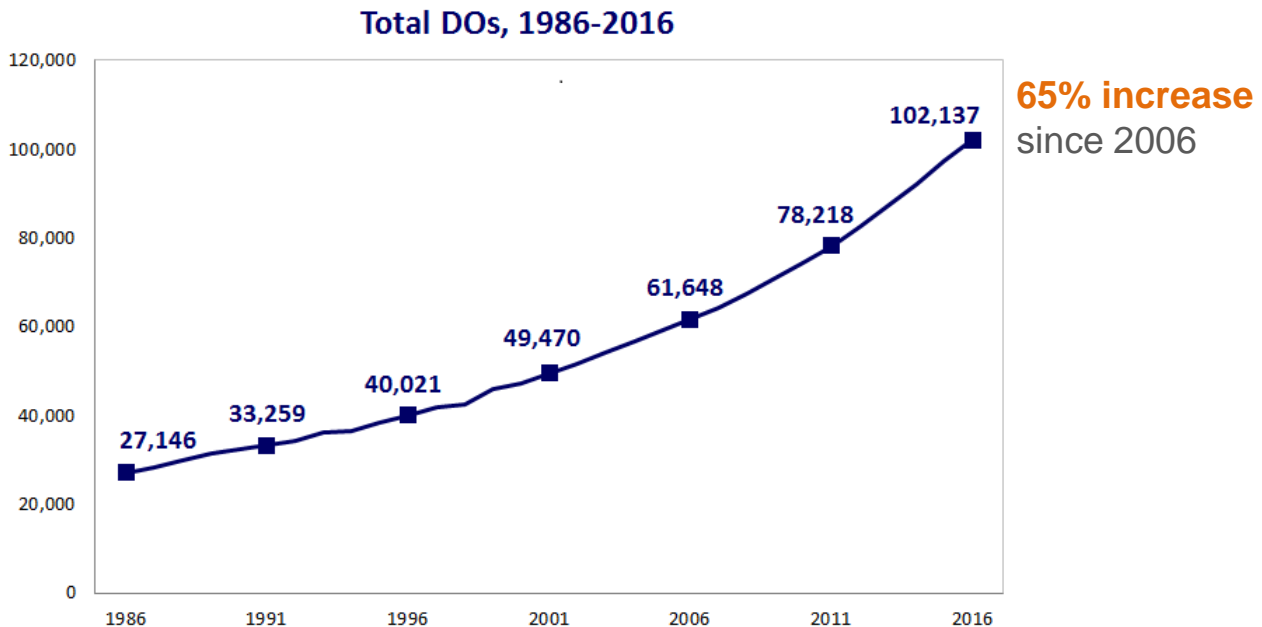
DOs in the U.S.

Includes 2016 graduates†

129,649*

Total DOs and osteopathic medical students†

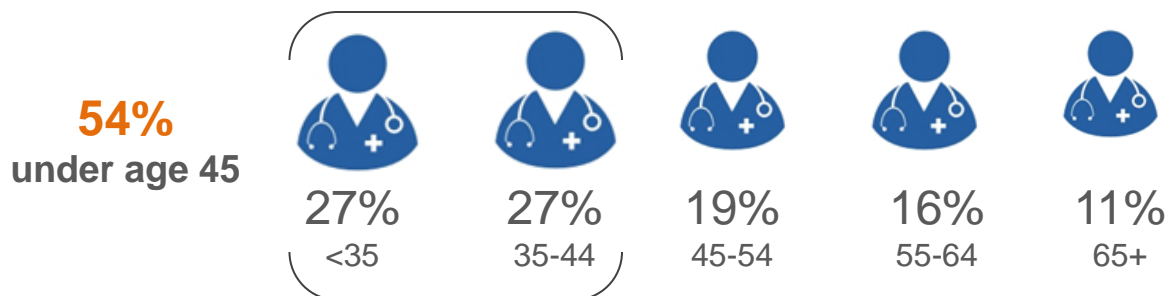
Osteopathic medicine is one of the fastest growing health care professions in the United States. Since 1986, the number of DOs has **increased by 276%**.



* Source: AOA Masterfile Data May 31, 2016

† Source: AACOM Preliminary Enrollment Report Fall 2016

DO Population by Age



Note: Excludes 1% age unknown.

Women in Osteopathic Medicine

The number of women choosing osteopathic medicine continues to rise each year.



40% of DOs in active practice are women



56% of DOs in active practice <10 years are women



63% increase in women DOs under age 35 since 2011

Medical Specialties

The health care industry is increasingly focused on a team-based, patient-centered approach to care. Osteopathic medicine and the osteopathic philosophy align with this trend. There has been **consistent growth** in the osteopathic medical profession, with a high percentage of DOs choosing to practice primary care in community based settings.

Fifty-six percent of active DOs practice in **primary care** specialties. Primary care includes:

- Family medicine
- Internal medicine
- Pediatrics
- Osteopathic manipulative medicine

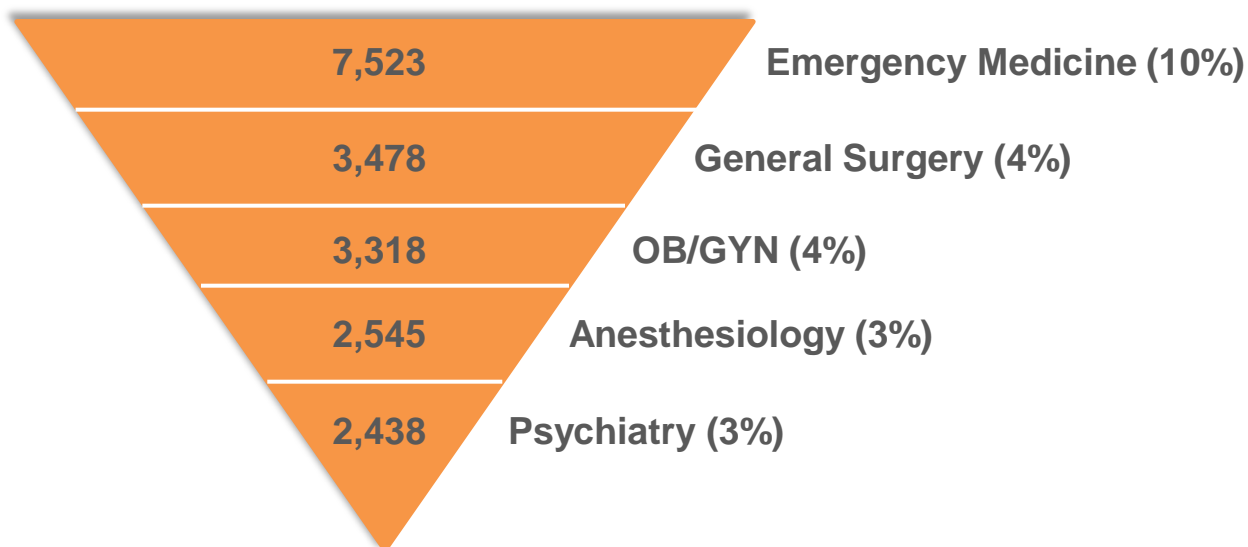


56% Primary Care



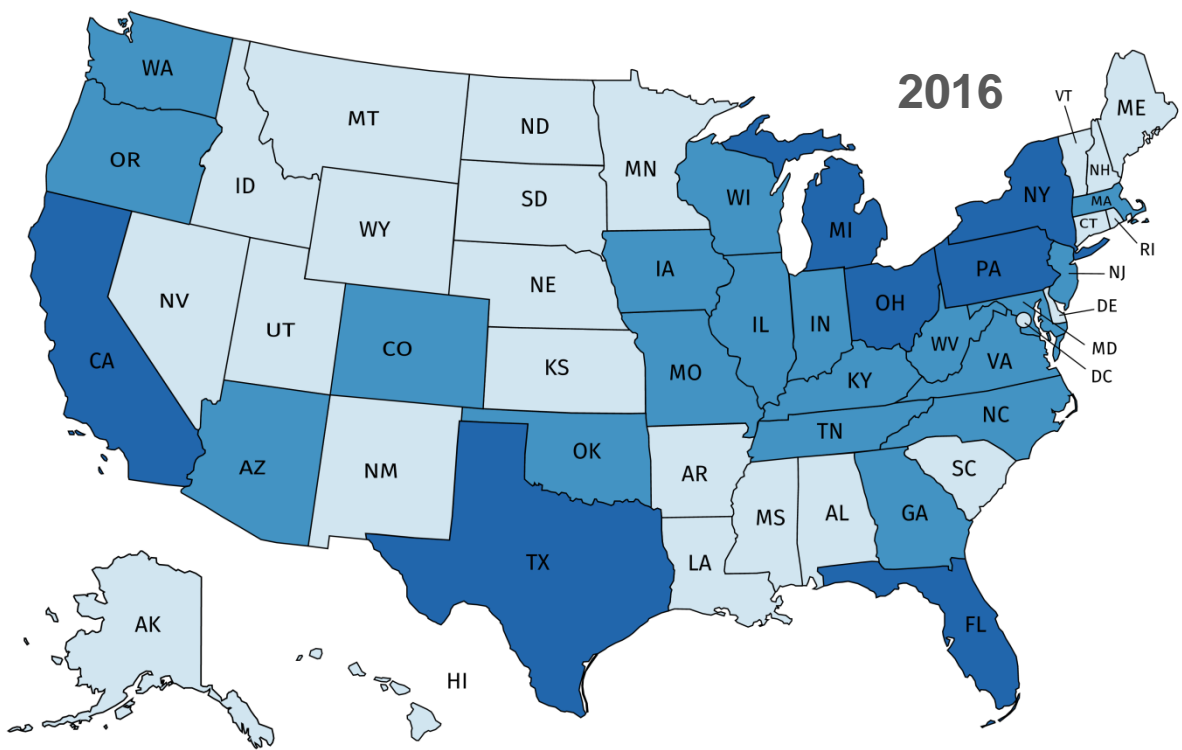
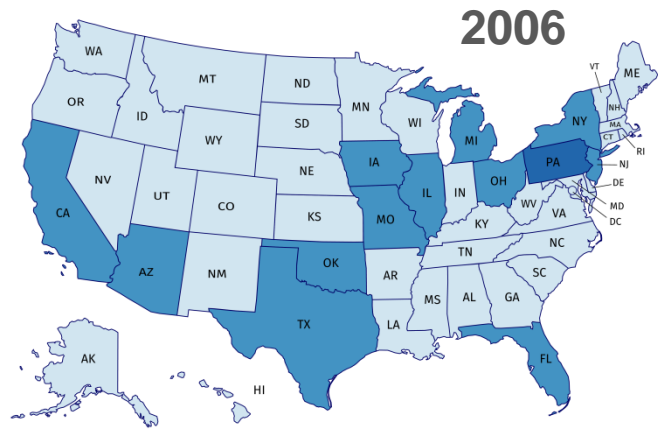
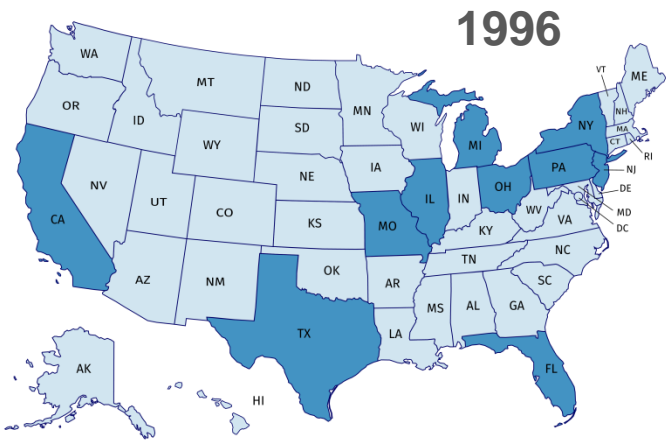
44% Specialty Care

DOs practice in **all medical specialties**. The top five specialties are:



Source: AOA Masterfile Data May 31, 2016

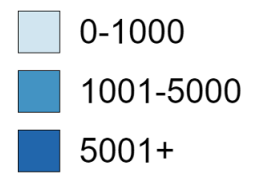
Geographic Distribution of DOs



States with > 50% Growth Since 2011

- South Carolina
- Utah
- Tennessee
- Kentucky
- Colorado
- Virginia
- Idaho

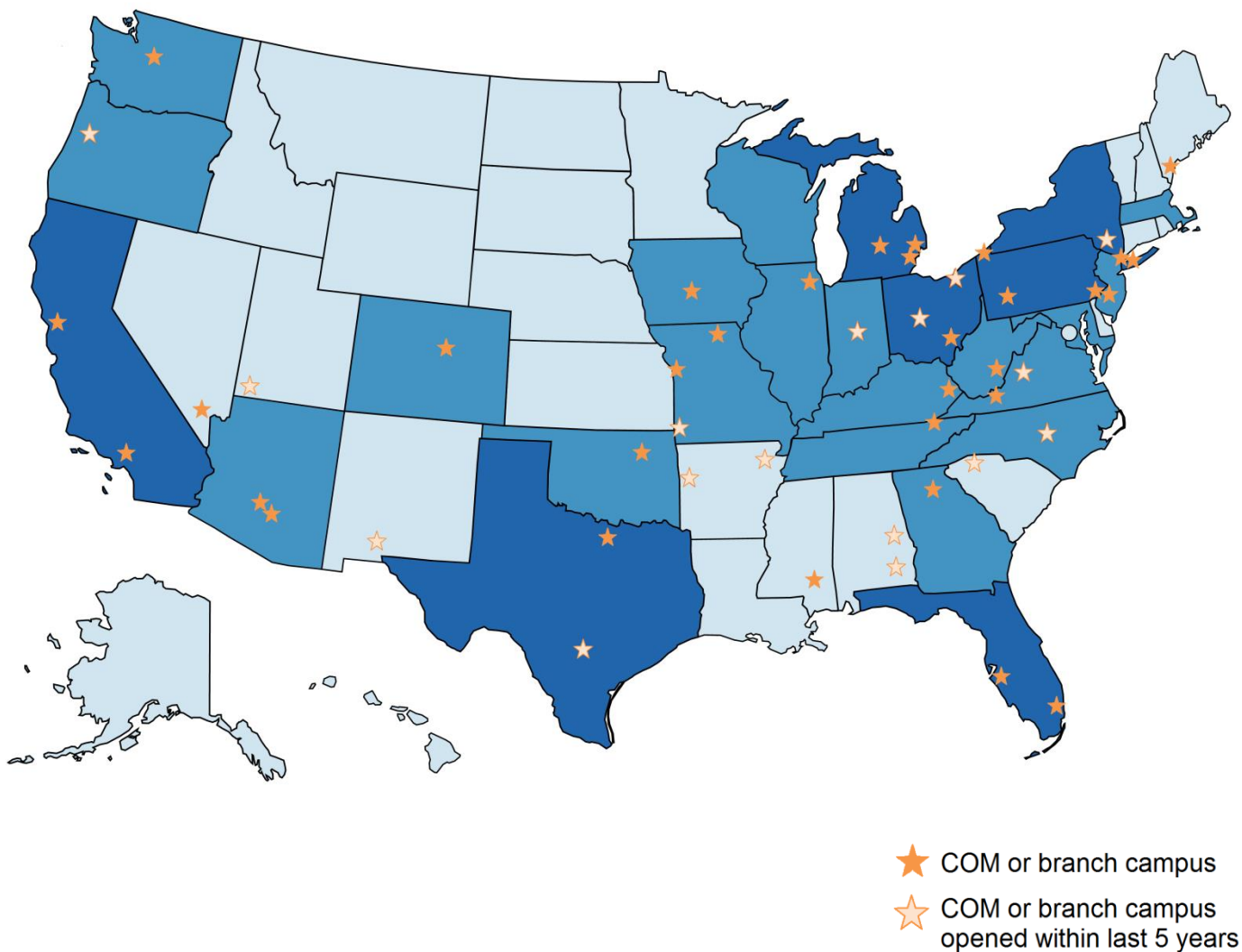
Number of DOs in Active Practice



Source: AOA Masterfile Data May 31, 2016

Osteopathic Medical Schools

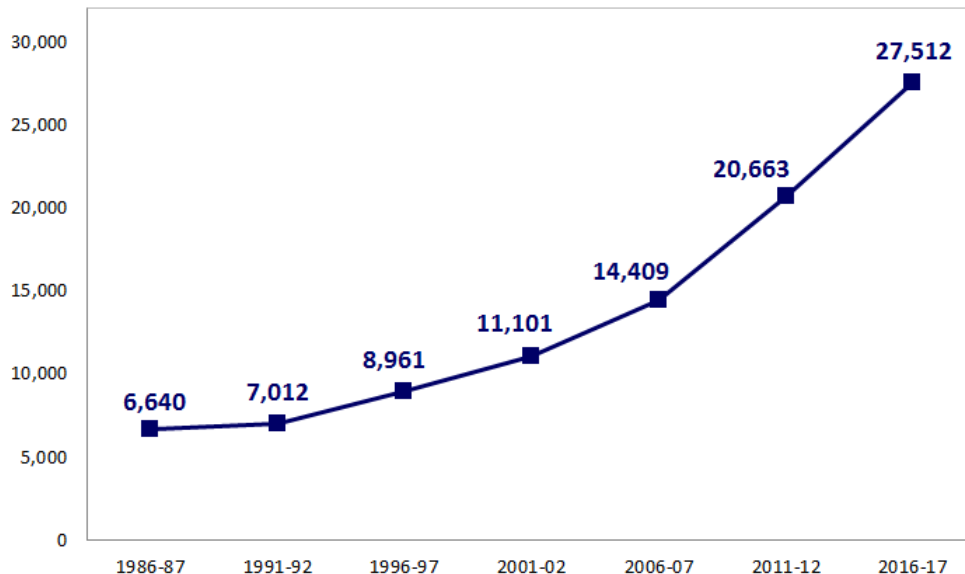
The AOA Commission on Osteopathic College Accreditation (COCA) accredited **33 colleges** of osteopathic medicine (COMs) for the 2016-2017 academic year. These institutions offer instruction at **48 locations** in **31 states**.



Source: 2016 AOA Commission on Osteopathic College Accreditation

Nearly one in four medical students in the U.S. attends an osteopathic medical school. On average, enrollment increases approximately 25% every five years.

Total COM Enrollment, 1986-2016



90% increase
since 2006

Source: 2016-17 from *Preliminary Enrollment Report Fall 2016*, AACOM; all other years from *Trends in Osteopathic Medical School Applicants, Enrollment, and Graduates 2016*, AACOM. All osteopathic medical student statistics used with permission from AACOM.

27,512

**Osteopathic Medical
School Students**
2016-2017 Academic Year

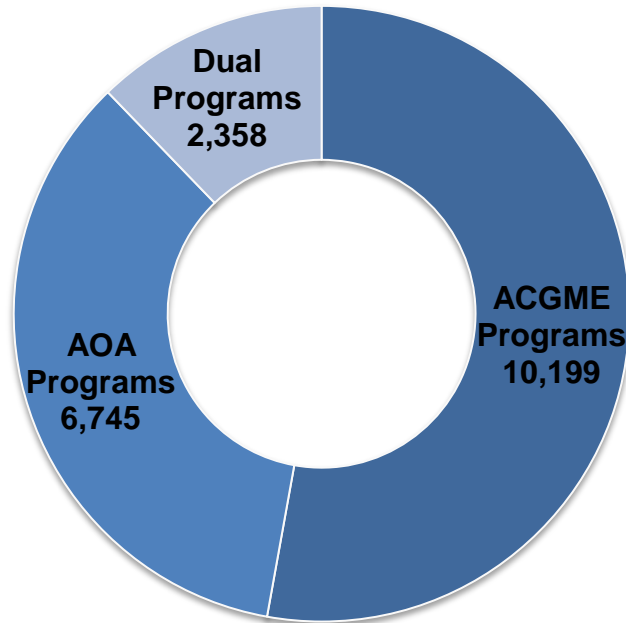
5,346

**Osteopathic Medical
School Graduates**
2015-2016 Academic Year

Postdoctoral Training

During the 2015-2016 academic year, there were **19,302*** DOs in postdoctoral training programs.

Total DOs by Program Type



Dual programs are accredited by both the AOA and ACGME. Includes AOA programs that have gained initial ACGME accreditation as part of the Single Accreditation System during the 2015-2016 academic year.

Board Certification

DOs in the US can become board certified through the American Osteopathic Association (AOA) or the American Board of Medical Specialties (ABMS).

In 2016, the AOA certifying boards issued **2,433 new certifications** between June 1, 2015 and May 31, 2016. This brings the total number of **active certifications** to **33,466[†]**.

* Source: AOA master file and ACGME Data Resource Book Academic Year 2015-2016

† Source: 2016 AOA Certifying Board Services