



AMERICAN OSTEOPATHIC ASSOCIATION

OMP2019

Osteopathic Medical
Profession Report

a decade of **GROWTH**

The osteopathic medical community continues to grow at a record-breaking pace as the second decade of the 21st century closes. The 2019 Osteopathic Medical Profession Report outlines this growth and provides a snapshot of who DOs are, where DOs practice, and how DOs help improve the lives of their patients.

DOs provide osteopathically distinctive care in every specialty across the spectrum of medical practice. As physicians specifically trained to promote the body's natural tendency toward health and self-healing, DOs partner with patients to help them manage acute and chronic illnesses, while preventing disease and promoting wellness.





A GROWING field

The number of new DOs set a record in 2019, with nearly 7,000 new physicians graduating from osteopathic medical schools, bringing the total number of DOs to the highest number in history.

2019 by the numbers

151,373

DOs AND OSTEOPATHIC
MEDICAL STUDENTS
IN THE U.S.

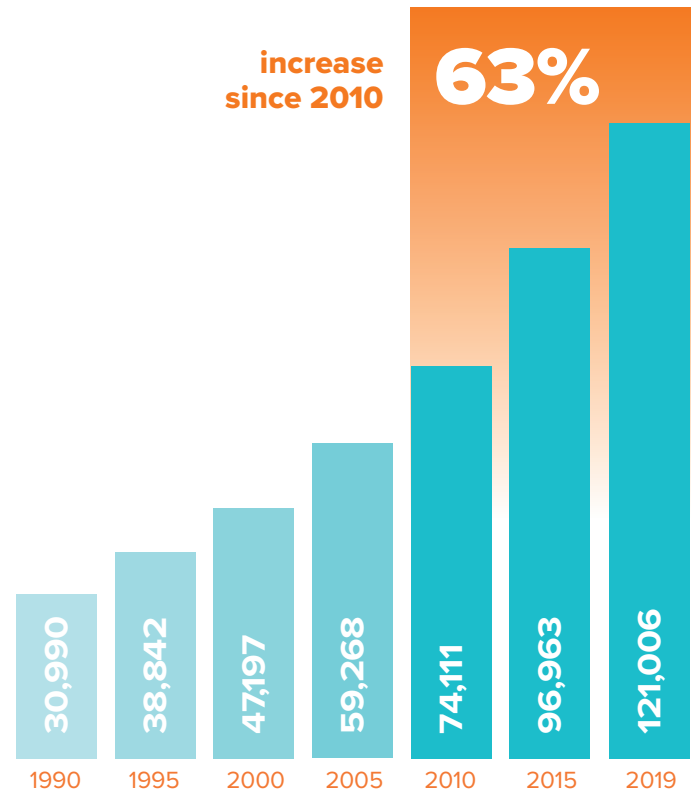
121,006

DOs IN THE U.S.

30,367

OSTEOPATHIC
MEDICAL STUDENTS

The profession has grown **63%**
in the past decade and nearly
300% over the past three decades.



Sources: AOA Masterfile, May 2019 and AACOM Preliminary Enrollment Report, Fall 2019. AACOM Trends in Osteopathic Medical School Applicants, Enrollment and Graduates, 2019.

physicians of THE FUTURE

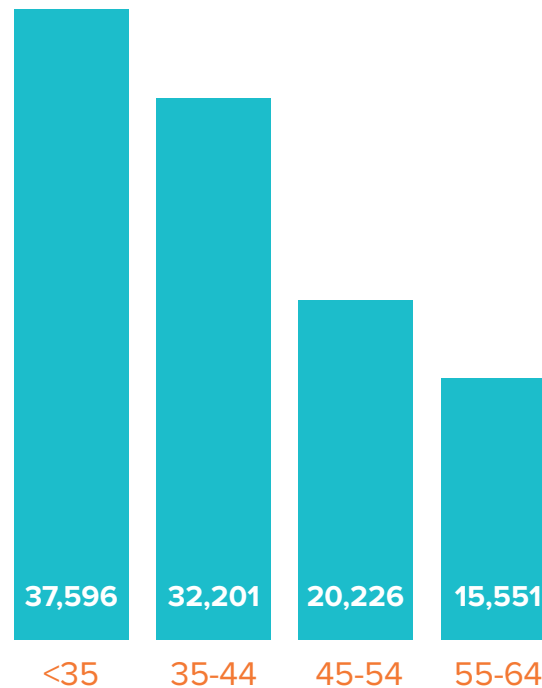
Osteopathic medicine continues to rank as one of the nation's fastest-growing health care professions and DOs entering the work force will be shaping the practice of medicine for decades to come. As the profession grows, it's also trending younger—especially among actively practicing female physicians.



42%

OF ACTIVELY
PRACTICING DOs
ARE WOMEN

Actively Practicing DOs by Age†



66%

OF ACTIVELY
PRACTICING DOs
ARE UNDER AGE 45

73%

OF ACTIVELY
PRACTICING
FEMALE DOs ARE
UNDER AGE 45*

*245 DOs with unknown gender not included.

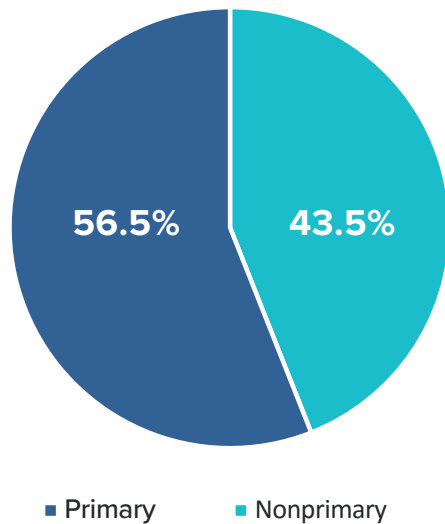
†405 DOs with unknown age not included.

Note: Active practice consists of all osteopathic physicians, including physicians in training, under age 65 who are not known to be inactive or retired. This number does not include 2019 osteopathic medical school graduates. Percentages have been rounded to the nearest whole. Source: AOA Physician Masterfile.

DOs spanning SPECIALTIES

While primary care remains a strong focus for the osteopathic profession, DOs practice in all medical specialties.

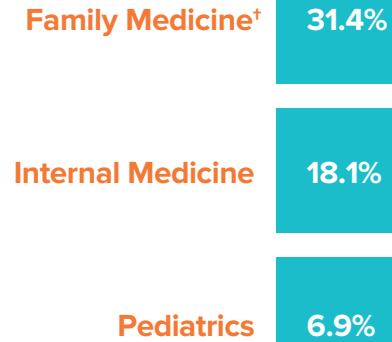
DOs Spanning Specialties*



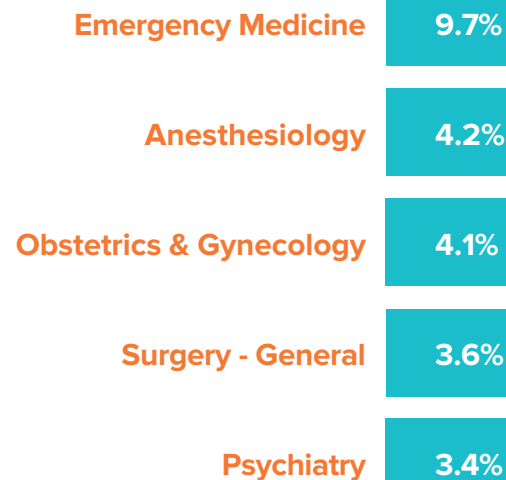
* Based on 93,127 DOs with reported specialty; DOs with unknown specialty make up 12.3 percent of total and are not included in total calculations. Practice specialties are self-identified

† Includes physicians who practice OMT/OMM.

DOs in Primary Care Specialties

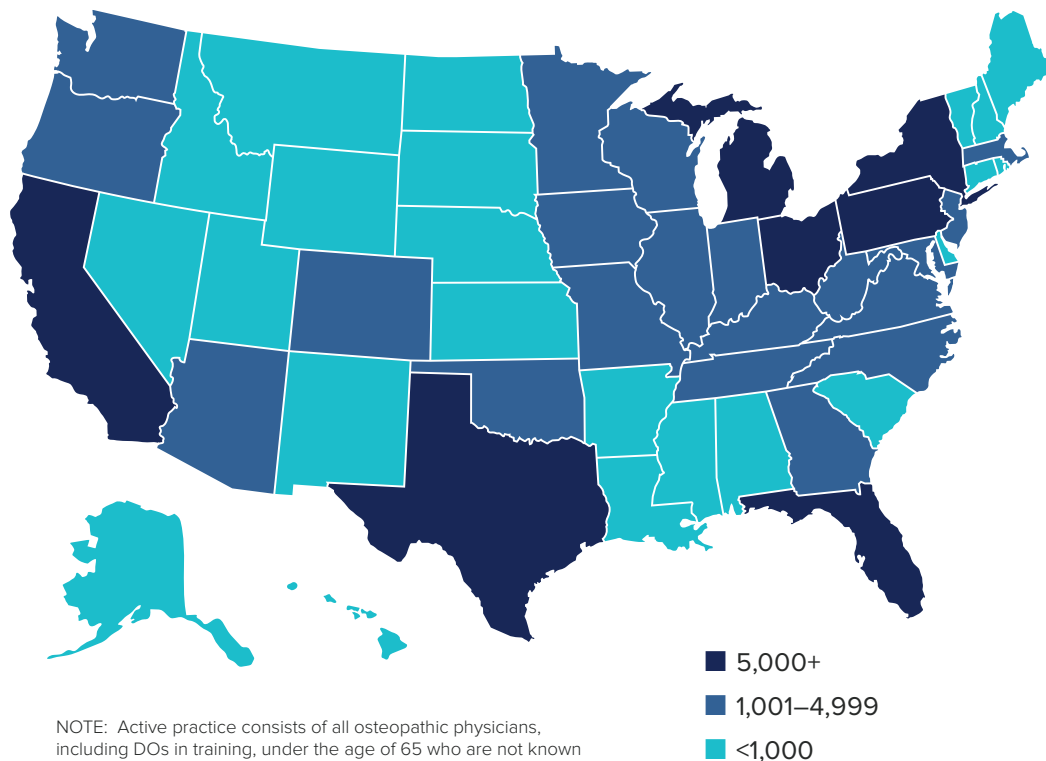


Top 5 Non-Primary Care Specialties for DOs



DOs from COAST TO COAST

DOs practice medicine in every state, and tend to live and work in the communities where they complete their education and training. The map below illustrates the number of DOs in active practice by state. California has 9,025 actively practicing DOs, which is 8.5% of the U.S. total and the most in any state.



NOTE: Active practice consists of all osteopathic physicians, including DOs in training, under the age of 65 who are not known to be inactive or retired. Source: AOA Masterfile.





TOTAL DOs in practice, by state

50%*

5,000+

CA	9,025	8.5%
PA	8,784	8.3%
FL	7,742	7.3%
NY	7,576	7.1%
MI	7,095	6.7%
TX	6,094	5.7%
OH	5,695	5.4%

40%*

1,001–4,999

NJ	4,792	4.5%
IL	4,203	4.0%
AZ	2,877	2.7%
MO	2,842	2.7%
VA	2,581	2.4%
OK	2,335	2.2%
CO	2,215	2.1%
NC	2,111	2.0%
WA	1,915	1.8%
IA	1,814	1.7%
GA	1,669	1.6%
IN	1,535	1.4%
TN	1,471	1.4%
WI	1,384	1.3%
WV	1,343	1.3%
OR	1,314	1.2%
KY	1,306	1.2%
MA	1,223	1.2%
SC	1,197	1.1%
MD	1,184	1.1%
MN	1,099	1.0%

10%*

< 1,000

NV	997	0.9%
ME	996	0.9%
AL	984	0.9%
KS	947	0.9%
UT	946	0.9%
CT	805	0.8%
MS	693	0.7%
ID	582	0.5%
NH	442	0.4%
AR	423	0.4%
DE	394	0.4%
HI	371	0.3%
NE	365	0.3%
LA	361	0.3%
NM	324	0.3%
RI	324	0.3%
MT	303	0.3%
AK	269	0.3%
SD	209	0.2%
WY	172	0.2%
DC	150	0.1%
VT	117	0.1%
ND	116	0.1%

* Percentages have been rounded to nearest whole.

NOTE: 488 DOs practice outside the U.S. or in unknown locations.

Active practice consists of all osteopathic physicians, including DOs in training, under the age of 65 who are not known to be inactive or retired.

Source: AOA Physician Masterfile.

Instilling the DO PHILOSOPHY

Interest in the philosophy of osteopathic medicine continues to increase and one in four medical students now attends a college of osteopathic medicine (COM). In response to the demand, new COMs opened in Tennessee, Florida, and Georgia in 2019, and five more will matriculate their first class in 2020. With 59 teaching locations across the U.S., COMs are helping to ease looming physician shortages in medically underserved areas and populations.

38 COLLEGES OF
OSTEOPATHIC MEDICINE

59 SITES, INCLUDING BRANCH
CAMPUSES AND ADDITIONAL LOCATIONS

33 STATES

AOA Physician Masterfile and ACGME Data Resource Book for Academic Year 2018-19.
National Matching Service (NMS) Statistics for the 2019 Match National Residency
Matching Program (NRMP) Results and Data: 2019 Main Residency Match



Postgraduate TRAINING

After graduating from osteopathic medical school, DOs train in internships, residencies and fellowships that prepare them to become board certified. Most receive specialty training alongside their MD counterparts as the five-year transition to a single GME system for graduate medical training nears completion.

22,867 DOs ENROLLED
IN AOA & ACGME POSTDOCTORAL
TRAINING PROGRAMS IN THE
2018-2019 ACADEMIC YEAR

98% OF PARTICIPATING DOs
MATCHED INTO RESIDENCY PROGRAMS



A M E R I C A N
O S T E O P A T H I C
A S S O C I A T I O N

142 E. Ontario Street
Chicago, IL 60611
888.62-MYAOA

osteopathic.org